



## Alcohol Dashboard Local Area Report

### NHS Orkney

This report was produced and downloaded from the Public Health Scotland Alcohol Dashboard. Please note that data presented in this report will not be automatically updated when new data become available. Please check back to the **dashboard** for the most up-to-date data.

This report shows alcohol-related data for NHS Orkney only. Only data that are available at local level are presented here; please see the dashboard for other nationally available data.

Please see the dashboard for notes on methods and data sources for the data presented in this report.

For further information about this report, please contact: [phs.alcohol@phs.scot](mailto:phs.alcohol@phs.scot).

This report was downloaded at 08:36 on 26 June 2025.

# Contents

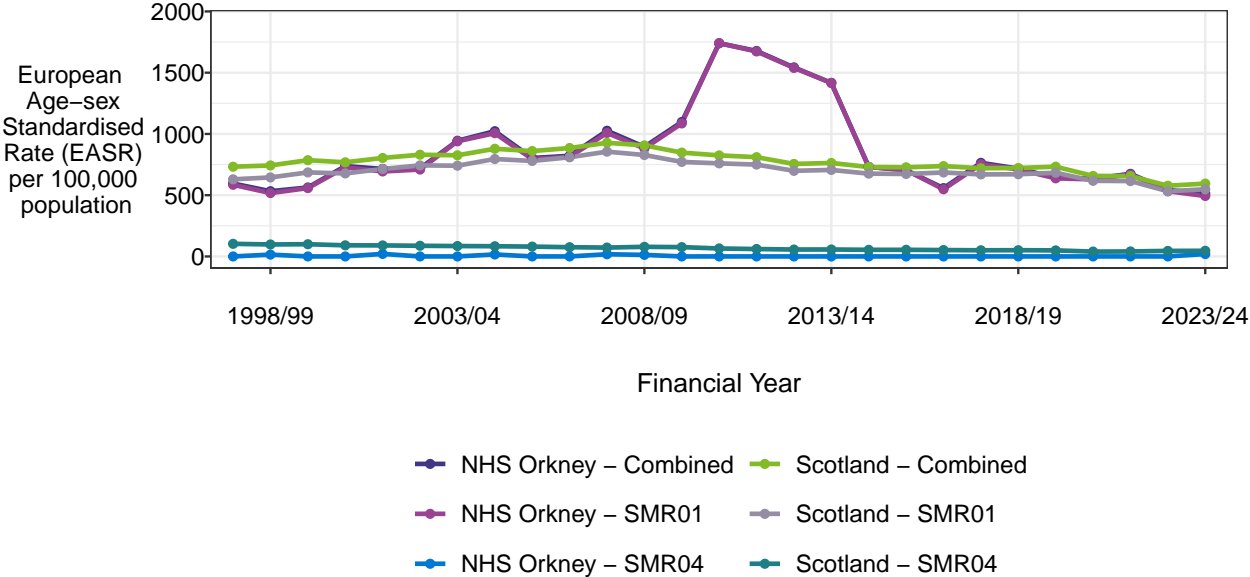
- Wholly attributable alcohol hospital admissions (SMR01 and SMR04) . . . . . 3
  - Key points . . . . . 3
- Partially attributable alcohol hospital admissions (SMR01 and SMR04) . . . . . 4
  - Key points . . . . . 4
- Wholly attributable alcohol mortality . . . . . 5
  - Key points . . . . . 5
- Partially attributable alcohol mortality . . . . . 5
  - Key points . . . . . 5
- Appendix: Data tables . . . . . 7

# Wholly attributable alcohol hospital admissions (SMR01<sup>1</sup> and SMR04<sup>2</sup>)<sup>3</sup>

## Key points

- In 2023/24, the rate of wholly attributable alcohol hospital admissions was 513.2 per 100,000 population in NHS Orkney.
- This is lower than the rate of wholly attributable alcohol hospital admissions in Scotland, which is 594.5 per 100,000 population.
- In 2023/24, the rate of wholly attributable alcohol hospital admissions in NHS Orkney was sixth lowest out of 14 in Scotland.
- In 2023/24 in Scotland, the rate of wholly attributable alcohol hospital admissions for men was 833.1 per 100,000 population and for women, 355.8 per 100,000 population.
- In 2023/24 in NHS Orkney the rate of psychiatric wholly attributable alcohol hospital admissions was 19.5 per 100,000 population.
- In 2023/24 in Scotland, the rate of psychiatric wholly attributable alcohol hospital admissions for men was 62 per 100,000 population and for women 30.4 per 100,000 population.

## Wholly attributable alcohol hospital admissions in NHS Orkney - 1997/98 - 2023/24 (EASR/100,000)



Source: Public Health Scotland

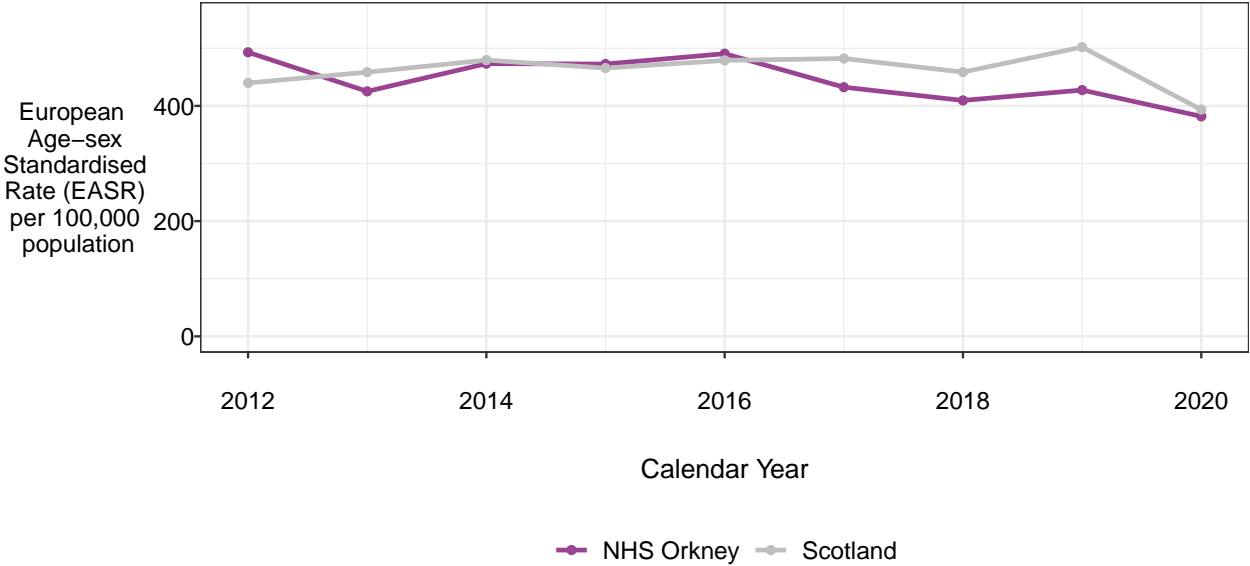
<sup>1</sup>SMR01 refers to general/acute inpatient and day cases.  
<sup>2</sup>SMR04 refers to mental health inpatient and day cases.  
<sup>3</sup>More information about SMR01 and SMR04 can be found [here](#).

# Partially attributable alcohol hospital admissions (SMR01 and SMR04)

## Key points

- In 2020, the rate of partially attributable alcohol hospital admissions was 381.8 per 100,000 population in NHS Orkney.
- This is lower than the rate of partially attributable alcohol hospital admissions in Scotland, which is 393.5 per 100,000 population.
- In 2020 in Scotland, the rate of partially attributable alcohol hospital admissions for men was 474.3 per 100,000 population and for women, 325.3 per 100,000 population.
- In 2020 in NHS Orkney the rate of partially attributable alcohol hospital admissions for men was 430.2 per 100,000 population and for women, 335.3 per 100,000 population.

## Partially attributable alcohol hospital admissions in NHS Orkney - 2012 - 2020 (EASR/100,000)



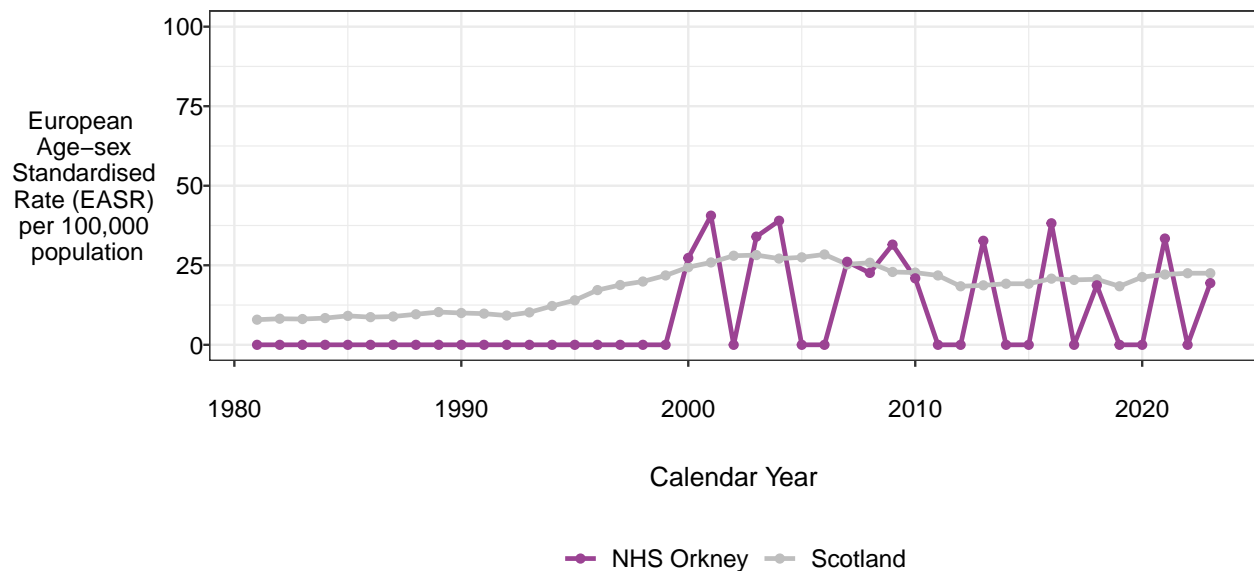
Source: Public Health Scotland

## Wholly attributable alcohol mortality

### Key points

- In 2023, the rate of wholly attributable alcohol mortality was 19.4 per 100,000 population in NHS Orkney.
- This is lower than the rate of wholly attributable alcohol mortality in Scotland, which is 22.5 per 100,000 population.
- In 2023 in Scotland, the rate of wholly attributable alcohol mortality for men was 31.6 per 100,000 population and for women, 14.1 per 100,000 population.
- In 2023 in NHS Orkney the rate of wholly attributable alcohol mortality for men was 0 per 100,000 population and for women, 0 per 100,000 population.

### Wholly attributable alcohol mortality in NHS Orkney - 1981 - 2023 (EASR/100,000)



Source: Public Health Scotland

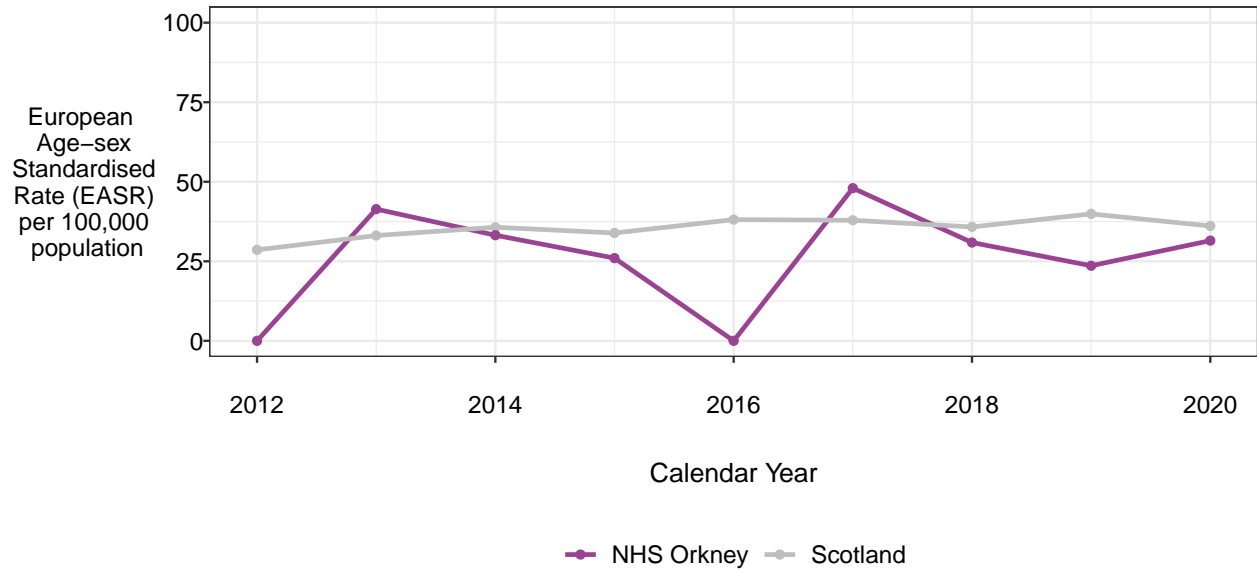
## Partially attributable alcohol mortality

### Key points

- In 2020, the rate of partially attributable alcohol mortality was 31.5 per 100,000 population in NHS Orkney.
- This is lower than the rate of partially attributable alcohol mortality in Scotland, which is 36.1 per 100,000 population.
- In 2020 in Scotland, the rate of partially attributable alcohol mortality for men was 44.5 per 100,000 population and for women, 28 per 100,000 population.

- In 2020 in NHS Orkney the rate of partially attributable alcohol mortality for men was 0 per 100,000 population and for women, 0 per 100,000 population.

### Partially attributable alcohol mortality in NHS Orkney - 2012 - 2020 (EASR/100,000)



Source: Public Health Scotland

## Appendix: Data tables

Please note that these data are also available for download as Excel files from the [Alcohol Dashboard](#).

### Wholly attributable alcohol hospital admissions in NHS Orkney - 1997/98 - 2023/24 (EASR/100,000)

Financial Year	SMR01		SMR04		Combined	
	NHS Orkney	Scotland	NHS Orkney	Scotland	NHS Orkney	Scotland
1997/98	584.9	629.4	0.0	103.0	595.1	732.4
1998/99	517.3	645.1	15.0	97.8	532.4	742.9
1999/00	558.1	686.0	0.0	99.7	563.0	785.8
2000/01	727.5	677.7	0.0	90.8	737.5	768.4
2001/02	693.8	713.9	20.8	90.1	714.7	804.0
2002/03	709.3	743.3	0.0	87.1	719.2	830.4
2003/04	939.9	740.7	0.0	85.0	944.3	825.7
2004/05	1006.2	795.4	16.1	83.4	1022.4	878.9
2005/06	794.3	779.6	0.0	80.5	803.3	860.1
2006/07	812.7	809.5	0.0	75.5	821.5	885.0
2007/08	1008.0	855.4	18.0	72.4	1026.0	927.8
2008/09	881.5	828.1	12.8	78.4	894.4	906.5
2009/10	1085.7	771.7	0.0	76.2	1097.4	847.8
2010/11	1740.7	759.8	0.0	65.1	1740.7	824.8
2011/12	1673.3	749.9	0.0	60.6	1677.3	810.5
2012/13	1538.9	698.9	0.0	56.4	1543.0	755.2
2013/14	1416.4	706.2	0.0	56.9	1416.4	763.1
2014/15	730.9	675.9	0.0	54.1	730.9	730.0
2015/16	704.2	673.4	0.0	54.2	704.2	727.6
2016/17	548.4	685.3	0.0	52.2	557.6	737.5
2017/18	752.6	669.6	0.0	50.3	763.9	719.9
2018/19	710.5	671.0	0.0	51.0	717.0	722.0
2019/20	637.6	683.3	0.0	49.4	643.1	732.7
2020/21	629.1	617.4	0.0	39.7	634.9	657.1
2021/22	669.2	615.3	0.0	40.8	674.4	656.1
2022/23	532.7	531.9	0.0	45.3	542.8	577.2
2023/24	493.7	548.2	19.5	46.2	513.2	594.5

**Partially attributable alcohol hospital admissions in NHS Orkney - 2012 - 2020  
(EASR/100,000)**

<b>Year</b>	<b>NHS Orkney</b>	<b>Scotland</b>
<b>2012</b>	493.0	439.7
<b>2013</b>	425.2	458.5
<b>2014</b>	473.3	479.4
<b>2015</b>	472.6	465.6
<b>2016</b>	490.6	478.9
<b>2017</b>	432.4	482.2
<b>2018</b>	409.4	458.6
<b>2019</b>	427.4	502.0
<b>2020</b>	381.8	393.5

## Wholly attributable alcohol mortality in NHS Orkney - 1981 - 2023 (EASR/100,000)

Year	Scotland	NHS Orkney
1981	7.9	0.0
1982	8.2	0.0
1983	8.1	0.0
1984	8.4	0.0
1985	9.1	0.0
1986	8.7	0.0
1987	8.9	0.0
1988	9.6	0.0
1989	10.3	0.0
1990	10.0	0.0
1991	9.8	0.0
1992	9.2	0.0
1993	10.2	0.0
1994	12.2	0.0
1995	14.0	0.0
1996	17.2	0.0
1997	18.8	0.0
1998	19.9	0.0
1999	21.8	0.0
2000	24.4	27.3
2001	25.9	40.6
2002	28.0	0.0
2003	28.2	34.0
2004	27.1	39.0
2005	27.5	0.0
2006	28.4	0.0
2007	25.3	26.1
2008	25.8	22.6
2009	22.9	31.5
2010	22.7	20.9
2011	21.8	0.0
2012	18.4	0.0
2013	18.7	32.7
2014	19.2	0.0
2015	19.2	0.0
2016	20.8	38.2
2017	20.4	0.0
2018	20.6	18.7
2019	18.4	0.0
2020	21.3	0.0
2021	22.1	33.4

*(continued)*

<b>Year</b>	<b>Scotland</b>	<b>NHS Orkney</b>
<b>2022</b>	22.5	0.0
<b>2023</b>	22.5	19.4

**Partially attributable alcohol mortality in NHS Orkney - 2012 - 2020 (EASR/100,000)**

<b>Year</b>	<b>Scotland</b>	<b>NHS Orkney</b>
<b>2012</b>	28.6	0.0
<b>2013</b>	33.1	41.4
<b>2014</b>	35.7	33.2
<b>2015</b>	33.9	26.0
<b>2016</b>	38.1	0.0
<b>2017</b>	37.9	48.0
<b>2018</b>	35.8	30.9
<b>2019</b>	39.9	23.6
<b>2020</b>	36.1	31.5

Translations and other formats are available on request at: [phs.otherformats@phs.scot](mailto:phs.otherformats@phs.scot) or 0131 314 5300. This publication is licensed for re-use under the Open Government Licence v3.0. For more information, visit [www.publichealthscotland.scot/ogl](http://www.publichealthscotland.scot/ogl).